

Vocabulary

Can you spell these numbers?

11**1****12****2****13****3****14****4****15****5****16****6****17****7****18****8****19****9****20****10****21****11****22****12**

Target Structure

Using today's target structure, write one question and one answer for each image below.

1.



(he, 12)

Q: *How old is he?*

A: *He is twelve.*

2.




(you)

Q: _____

A: _____

3.



(we, 15)

Q: _____

A: _____

4.



(she, 21)

Q: _____

A: _____

5.



(they, 11)

Q: _____

A: _____

6.



(Andy, 17)

Q: _____

A: _____

Work in Pairs – Partner A

Find out how old these people are.
Ask your partner about the missing information.



Sara
12



Steve



Dave
20



Suzy



Jon & Don
11



Meg



Ali
21



Mark



Ben
22



Bill & Jill

Now Work Alone

After you've finished the pair work above,
try answering these questions below on your own.

1. How old is Sara?

2. How old is Meg?

3. How _____ is Jon?

4. _____ Ali?

5. How old are Bill and Jill?

6. _____ ?

He is sixteen.

7. How old is Dave?

8. How old are you?

Work in Pairs – Partner B

Find out how old these people are.
Ask your partner about the missing information.



Sara



Steve

16



Dave



Suzy

19



Jon & Don



Meg

17



Ali



Mark

14



Ben



Bill & Jill

18

Now Work Alone

After you've finished the pair work above,
try answering these questions below on your own.

1. How old is Sara?

2. How old is Meg?

3. How _____ is Jon?

4. _____ Ali?

5. How old are Bill and Jill?

6. _____ ?


He is sixteen.

7. How old is Dave?

8. How old are you?

Listening

Your teacher will tell you how old each person is.
Write their ages on the lines.



Ben & Jen



Andy



May



Brent



Bruce



Courtney

Now write four sentences from your answers above.
Example: *Kate is eleven.*

Four horizontal lines for writing sentences.

Group Work

Make your own survey. Write the names of some
of your classmates, then ask them how old they are.

NAME	AGE	NAME	AGE	NAME	AGE
.....
.....
.....
.....
.....
.....
.....
.....
.....

Review and Fun

A. Spelling

Circle the correct spelling for each of the numbers below.

- | | | | | |
|----|-----------|-----------|-----------|----------|
| 1. | 16 | sixteen | sicksteen | sixtene |
| 2. | 12 | tuwelve | tweleve | twelve |
| 3. | 11 | eleben | eleven | ellevan |
| 4. | 18 | eightteen | ateteen | eighteen |
| 5. | 20 | twenty | twentie | tuwenty |

B. Unscramble the Words

Unscramble the words from today's lesson.

- | | | |
|-------------------|-------------------|------------------|
| 1. eeetnigh _____ | 4. ntirteeh _____ | 7. fienfte _____ |
| 2. ltwvee _____ | 5. rteenufo _____ | 8. owh _____ |
| 3. venele _____ | 6. nieteenn _____ | 9. ldo _____ |

C. Word Search

Find the words that you unscrambled in part B in the puzzle below.

f e i g h t e e n
o f h d h n d z i
u o j o i e f x n
r p k h w v w u e
t h i r t e e n t
e f l a o l d i e
e r d t w e l v e
n t f i f t e e n

Teachers' Notes

Aim

The aim is for students to learn how to talk about and ask about age using the simple present.

New Vocabulary

Numbers:

eleven, twelve, thirteen, fourteen, fifteen, sixteen, seventeen, eighteen, nineteen, twenty, twenty-one, twenty-two

Target Structure

Examples:

How old are you? I'm twelve.

How old is she? She is eleven.

How old are they? They are fifteen.

Teaching the Class (before the handouts)

Use the flashcards to elicit and check your students' understanding of the vocabulary and target structures.

After you've gone over the vocabulary and target structures, hand out the worksheets. Write all the new words and phrases on the board and have your students copy them down. They should write the new words below each image on page 1 and the new phrases on page 2.

Work in Pairs

Have your students work in pairs to complete the information gap. They'll need to ask each other about the missing ages. Students should write the age on the lines under each person's name.

Now Work Alone

When they are finished the pair work, have your students try the follow-up activity to review their writing skills for this structure. (Make sure they are not doing the follow-up activity and pair work activity at the same time. These are meant to be done separately.)

Listening

For this task you'll need to decide how old each of the characters are. After you've decided, have your students listen as you call out their ages. For example, "Andy is ten." Students should write the ages on the lines under each person's name.

Group Work

Have your students walk around the class asking their classmates how old they are. As an extension you could ask them to find out their classmates' birthdays as well. Or, if any of your students are adults who aren't comfortable saying their age, you could change the exercise to asking about birthdays instead of age.

Answer Key

Vocabulary

- | | |
|-------------|----------------|
| 1. eleven | 7. seventeen |
| 2. twelve | 8. eighteen |
| 3. thirteen | 9. nineteen |
| 4. fourteen | 10. twenty |
| 5. fifteen | 11. twenty-one |
| 6. sixteen | 12. twenty-two |

Target Structure

- How old is he? He is twelve.
- How old are you? (Individual answer.)
- How old are we? We are fifteen.
- How old is she? She is twenty-one.
- How old are they? They are eleven.
- How old is Andy? Andy is seventeen.

Work in Pairs

- | | |
|----------------------------|--------------------------------|
| Sara is twelve (12). | Meg is seventeen (17). |
| Steve is sixteen (16). | Ali is twenty-one (21). |
| Dave is twenty (20). | Mark is fourteen (14). |
| Suzy is nineteen (19). | Ben is twenty-two (22). |
| Jon & Don are eleven (11). | Bill & Jill are eighteen (18). |

Now Work Alone

- Sara is twelve.
- Meg is seventeen.
- How old is Jon? Jon is eleven.
- How old is Ali? Ali is twenty-one.
- Bill and Jill are eighteen.
- How old is Steve?
- Dave is twenty.
- Individual answers.

Listening

Answers will vary.

Group Work

Answers will vary.

Review and Fun

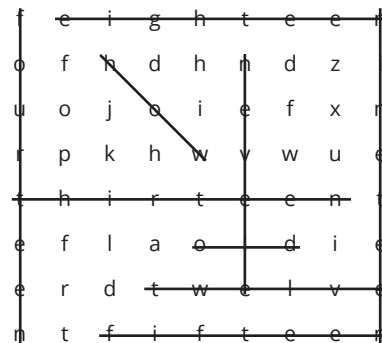
A. SPELLING


- | | |
|---------------|----------------|
| 1. 16 sixteen | 4. 18 eighteen |
| 2. 12 twelve | 5. 20 twenty |
| 3. 11 eleven | |

B. UNSCRAMBLE THE WORDS

- | | | |
|-------------|-------------|------------|
| 1. eighteen | 4. thirteen | 7. fifteen |
| 2. twelve | 5. fourteen | 8. how |
| 3. eleven | 6. nineteen | 9. old |

C. WORD SEARCH





12

Er

RE

15

19

11

18

19

20

21

22