

# Vocabulary

Write the occupations below each image.



1




2



3



4




5




6



7



8



9



10



11



12

# Target Structure

Using today's target structure, write one question and one answer for each image below.

1.




(he)

Q: *What does he do?*

A: *He is a barber.*

2.



(she)

Q: \_\_\_\_\_

A: \_\_\_\_\_

3.



(you)

Q: \_\_\_\_\_

A: \_\_\_\_\_

4.




(we)

Q: \_\_\_\_\_

A: \_\_\_\_\_

5.



(they)

Q: \_\_\_\_\_

A: \_\_\_\_\_

6.







(you)

Q: \_\_\_\_\_

A: \_\_\_\_\_

## Work in Pairs – Partner A

All of these people have different jobs. Find out what everyone does by asking your partner. Then write the correct job in the blank boxes.

<p><b>Jon</b></p> 	<p><b>Ming</b></p>	<p><b>Keiko</b></p> 	<p><b>Amy</b></p>
<p><b>Sara</b></p>	<p><b>Victor</b></p> 	<p><b>Marco</b></p>	<p><b>Pierre</b></p> 

## Now Work Alone

After you've finished the pair work above, try writing full sentences to answer the questions below.

1. What does Sara do?

---

2. What \_\_\_\_\_ Victor \_\_\_\_\_?

---

3. \_\_\_\_\_ Pierre \_\_\_\_\_?

---

4. Is Keiko a doctor?

---

5. What does Keiko do?

---

6. Are you a doctor?





---

7. Are you a student?

---

## Work in Pairs – Partner B

All of these people have different jobs. Find out what everyone does by asking your partner. Then write the correct job in the blank boxes.

<p><b>Jon</b></p>	<p><b>Ming</b></p> 	<p><b>Keiko</b></p>	<p><b>Amy</b></p> 
<p><b>Sara</b></p> 	<p><b>Victor</b></p>	<p><b>Marco</b></p> 	<p><b>Pierre</b></p>

## Now Work Alone

After you've finished the pair work above, try writing full sentences to answer the questions below.

1. What does Sara do?

---

2. What \_\_\_\_\_ Victor \_\_\_\_\_?

---

3. \_\_\_\_\_ Pierre \_\_\_\_\_?

---

4. Is Keiko a doctor?

---

5. What does Keiko do?

---

6. Are you a doctor?

---

7. Are you a student?

---

# Listening

Listen to your teacher talk about all these people. What do they do?  
Listen and draw a line from the person to the correct job.



**Miles**



**Sara**



**Jimmy**



**Judy**



**Doris**



**Alf**

lawyer

barber

doctor

dentist

custodian

salesperson

baker

teacher

Now write four sentences from your answers above.  
Example: *Jimmy is a doctor.*

---



---



---



---

# Group Work

If you have a job, write it on the blank line to the right. If not, think of a job you would like to have, and write it on the line.  
Then walk around the class and find out what all your classmates do.

**My Job:**

---

NAME	JOB

NAME	JOB

# Review and Fun

## A. Unscramble

Unscramble the words below.

- 1. octdro \_\_\_\_\_
- 2. cheaert \_\_\_\_\_
- 3. enstdit \_\_\_\_\_
- 4. yawerl \_\_\_\_\_

- 5. hecf \_\_\_\_\_
- 6. dianstocu \_\_\_\_\_
- 7. rabber \_\_\_\_\_
- 8. rkabe \_\_\_\_\_

## B. Choose the Correct Word

Using the words you unscrambled in Part A, write the correct jobs in the blanks.



1. \_\_\_\_\_



2. \_\_\_\_\_



3. \_\_\_\_\_



4. \_\_\_\_\_



5. \_\_\_\_\_



6. \_\_\_\_\_



7. \_\_\_\_\_



8. \_\_\_\_\_

## C. Word Search

There are five jobs from today's lesson hidden in the puzzle. Can you find them? Use the words in Parts A and B to help you.

d l a w y e r  
 b o r e s t b  
 w a c h e f a  
 f s r t h c k  
 o a o b o e e  
 d b j h e r r  
 c f g p o r i

## Teachers' Notes

### Aim

The aim of this lesson is for students to learn how to ask and describe what people do for a living.

### New Vocabulary

#### Nouns:

baker, barber/hairdresser, chef, custodian, mechanic, police officer, salesperson, teacher, lawyer, firefighter, dentist, doctor

### Target Structure

#### Examples:

What does he do? He is a firefighter.

What do you do? I am a lawyer.

### Teaching the Class (before the handouts)

Use the flashcards to elicit and check your students' understanding of the vocabulary and target structures.

After you've gone over the vocabulary and target structures, hand out the worksheets. Write all the new words and phrases on the board and have your students copy them down on page one. (They should write the new words below each image, and the new phrases in the notes section at the bottom.)

### Work in Pairs

Have your students work in pairs to complete the information gap. They'll need to ask each other about what each of the characters do. They should write the correct occupation in the blank boxes.

### Now Work Alone

When they are finished the pair work, have your students try the follow-up activity to review their writing skills for this structure. (Make sure they are not doing the follow-up activity and pair work activity at the same time. These are meant to be done separately.)

### Listening

For this task you'll need to decide which character does which job. Tell the class what each person does as they draw a line to the correct picture. Then have students write full sentences based on their answers in the blanks below.

### Group Work

If your students are adults and have jobs, they should write their occupation on the blank line. They can also write "student" if they are studying full time. If you're teaching kids, have them pretend that they have one of the jobs from today's lesson. They should also write it on the blank line. Students should then walk around the class and ask as many classmates as possible what they do.

# Answer Key

## Vocabulary

- |                       |                 |
|-----------------------|-----------------|
| 1. baker              | 7. salesperson  |
| 2. barber/hairdresser | 8. teacher      |
| 3. chef               | 9. lawyer       |
| 4. custodian          | 10. firefighter |
| 5. mechanic           | 11. dentist     |
| 6. police officer     | 12. doctor      |

## Target Structure

1. What does he do? He is a barber.
2. What does she do? She is a lawyer.
3. What do you do? I am a doctor.
4. What do we do? We/You are firefighters.
5. What do they do? They are police officers.
6. What do you do? I am a chef.

## Work in Pairs

### Partner A

Ming is a baker.  
Amy is a lawyer.  
Sara is a mechanic.  
Marco is a dentist.

### Partner B

Jon is a barber.  
Keiko is a chef.  
Victor is a doctor.  
Pierre is a teacher.

## Now Work Alone

1. Sara is a mechanic.
2. What does Victor do? He is a doctor.
3. What does Pierre do? He is a teacher.
4. No, she isn't.
5. Keiko is a chef.
6. Individual answers.
7. Individual answers.

## Listening

Answers will vary.

## Group Work

Answers will vary.

## Review and Fun

### A. UNSCRAMBLE

- |            |            |              |           |
|------------|------------|--------------|-----------|
| 1. doctor  | 3. dentist | 5. chef      | 7. barber |
| 2. teacher | 4. lawyer  | 6. custodian | 8. baker  |

### B. CHOOSE THE CORRECT WORD

- |              |          |            |            |
|--------------|----------|------------|------------|
| 1. custodian | 3. baker | 5. teacher | 7. lawyer  |
| 2. barber    | 4. chef  | 6. doctor  | 8. dentist |

### C. WORD SEARCH

d	l	a	w	y	e	r
b	e	r	e	s	t	b
w	a	c	h	e	f	a
f	s	r	t	h	c	k
o	a	o	b	e	e	
d	b	j	h	e	r	r
c	f	g	p	o	r	i



