

## 1. Say Thank You

Read the dialogue, and practice with a partner.

**A:** *Here is a little gift for the baby.*


**B:** Thank you. You didn't have to do that.

**A:** *It's just a little something.*

**B:** That was very sweet of you. Thanks again.

**A:** *No problem. I hope it fits the baby.*

**B:** *It looks perfect.*



## 2. Say Thank You

Complete the dialogue, and practice with a partner.

**A:** *I brought you something for the baby.*

**B:** \_\_\_\_\_.

**A:** *It's just a little something I made.*

**B:** You made this? That was very \_\_\_\_\_  
of you. \_\_\_\_\_ again.

**A:** *No \_\_\_\_\_ . I hope it \_\_\_\_\_ .*

**B:** It looks \_\_\_\_\_ .

## 3. Thanks Again

Change the information in quotations to another situation. Practice again.

**A:** *I brought you "something for the baby".*

**B:** That's very nice of you! Thank you.

**A:** *It's just a little something I "made".*

**B:** Thank you very much. You are very "sweet".

**A:** *My pleasure. I hope "it fits".*

**B:** It looks perfect.

## 4. Other ways to say "thank you"

Listed below are some other commonly used ways of saying thank you.

*Thank you for ...*

*Thanks for...*

*How can I thank you?*

*I appreciate it.*

*That was really nice.*

*I'm so thankful for...*

*You shouldn't have!*

## 5. Other ways to say "you're welcome"

Listed below are some other commonly used ways of saying you're welcome.

*No problem.*

*Any time.*


*I was happy to do it.*

*My pleasure.*

## 6. Sentence Building

Look at the images. How would you say thank you for each picture? Use complete sentences.

① Thank you for the flowers.



② Thanks \_\_\_\_\_



③ I appreciate \_\_\_\_\_



④ It was nice of you to \_\_\_\_\_




⑤ \_\_\_\_\_ for \_\_\_\_\_



## 7. Spelling Practice

Spot and correct the spelling mistakes.

- ① I apreciate the flowers. \_\_\_\_\_
- ② Thank you so mach for calling. \_\_\_\_\_
- ③ My pleashure. \_\_\_\_\_
- ④ No prablem. \_\_\_\_\_
- ⑤ It's just a little samthing. \_\_\_\_\_



## 8. Choose the best response

Circle the best response in each question.

- |  |   |
|--|---|
| <p>① Thanks for phoning.</p> <ol style="list-style-type: none"><li>a) I appreciate it.</li><li>b) No problem.</li><li>c) I hope it fits.</li></ol> <p>② It was nice of you to send a card.</p> <ol style="list-style-type: none"><li>a) Any time.</li><li>b) I was happy to come.</li><li>c) I hope it fits.</li></ol> <p>③ I appreciate your advice.</p> <ol style="list-style-type: none"><li>a) Thanks for saying so.</li><li>b) It's perfect.</li><li>c) It's just a little something.</li></ol> | <p>④ You shouldn't have.</p> <ol style="list-style-type: none"><li>a) It's just a little something.</li><li>b) My pleasure.</li><li>c) I appreciate it.</li></ol> <p>⑤ How can I thank you?</p> <ol style="list-style-type: none"><li>a) I was happy to do it!</li><li>b) Sure.</li><li>c) Thank you.</li></ol> |
|--|---|

## Answer Key

### Description:

Student review language and useful expressions for saying thank you. They practice saying thank you and you're welcome.

**Tags:** functional English, useful expressions, low-intermediate, socializing, thank you, you're welcome

### Exercise 6. Sentence Building

2. *Thank you for the flowers.*
3. *Thanks for sending a card.*
4. *I appreciate the phone call.*
5. *It was nice of you to bake cookies.*
6. *Thanks for the coffee.*

### Exercise 7. Spelling Practice

1. *appreciate*
2. *much*
3. *pleasure*
4. *problem*
5. *something*

### Exercise 8. Choose the best response

1. *b*
2. *a*
3. *a*
4. *a*
5. *a*